

Scaled data based on original data using
LM-79-08 Approved Method: Electrical and Photometric Measurements of Solid-
State Lighting Products

Test Report Prepared for
Cooper Lighting Solutions
(formerly Eaton)

Brand: McGRAW-EDISON

Report Number: P386107

Luminaire Tested: **GWC-SA1D-727-U-SL3**

Issue Date: 3/3/2020

Test Information

Test Method: LM-79-08
Report Number: P386107
TEST IS SCALED FROM IESNA LM-79-08 TEST DATA (G2-1903-205-22)
Test Lab: INNOVATION CENTER
Issue Date: 3/3/2020
Manufacturer: COOPER LIGHTING SOLUTIONS (FORMERLY EATON)
Product Line: MCGRAW-EDISON
Catalog Number: GWC-SA1D-727-U-SL3
Description: GALLEON WALL LUMINAIRE
(1) 70 CRI, 2700K, 1200mA LIGHTSQUARE WITH 16 LEDS AND TYPE III SPILL
LIGHT ELIMINATOR OPTICS
Light Source: -
Ballast/Driver: ELECTRONIC DRIVER

Summary

Lumens per Lamp: N/A
Luminaire Lumens: 6930 lumens
Efficiency: N/A
Efficacy: 103.4 lumens/watt
Luminous Opening: Rectangular (W 0.5' x L: 0.5' x H: 0')
IES Classification: Type III - Medium
BUG Rating: B1 - U0 - G2

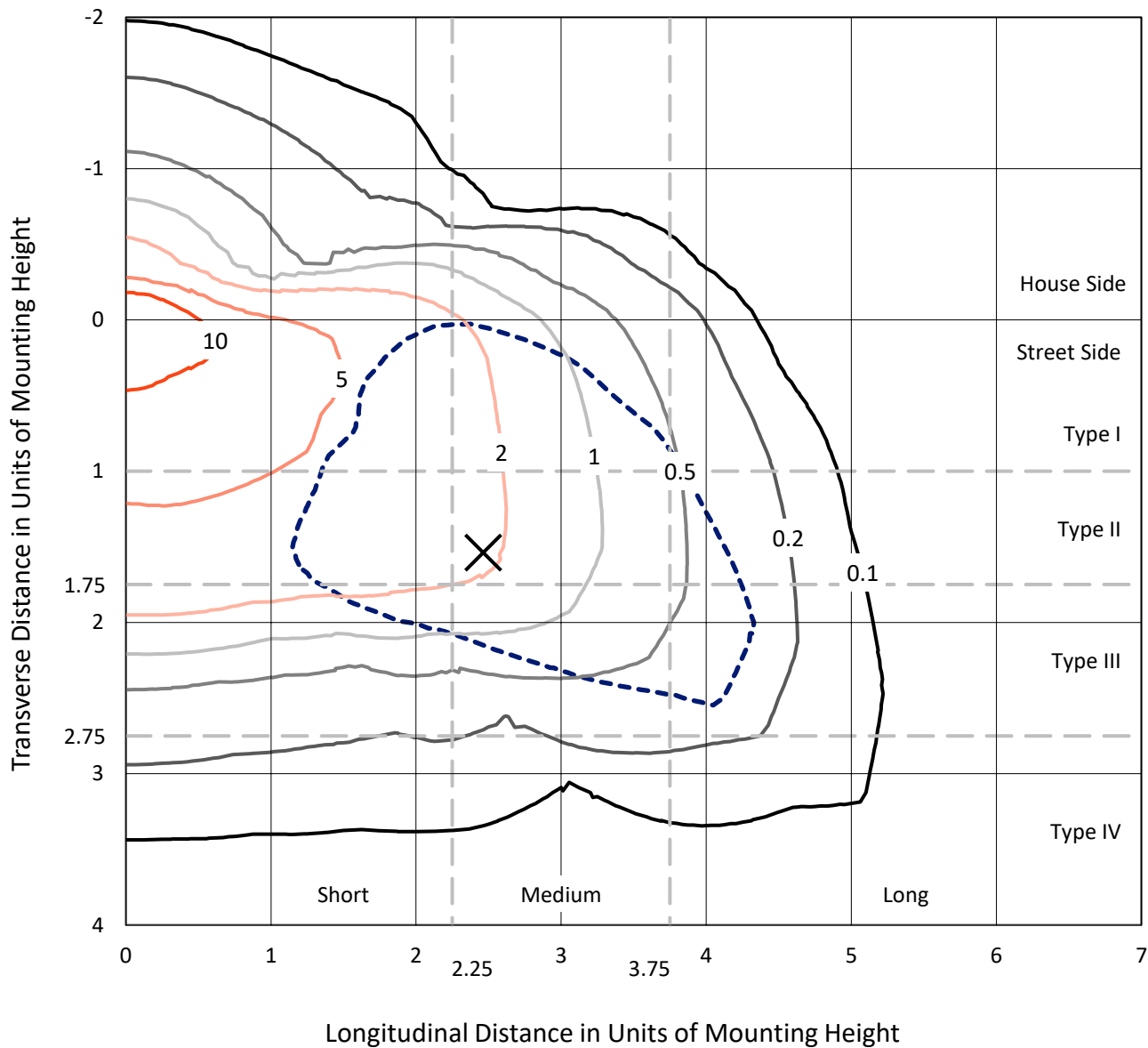
Input Watts (W): 67
Input Voltage (V): NR
Input Current (Ain): NR
Voltage Rise (V): NR
Power Factor: NR
Total Harmonic Distortion (THDi): NR
Frequency (hertz): 60
Stabilization Time: NR
Operation Time: NR
Ambient Temperature (°C): NR
Test Distance: 24 FT



REPORT NUMBER: P386107
 CATALOG NUMBER: GWC-SA1D-727-U-SL3

Iso-Footcandle Lines of Horizontal Illumination

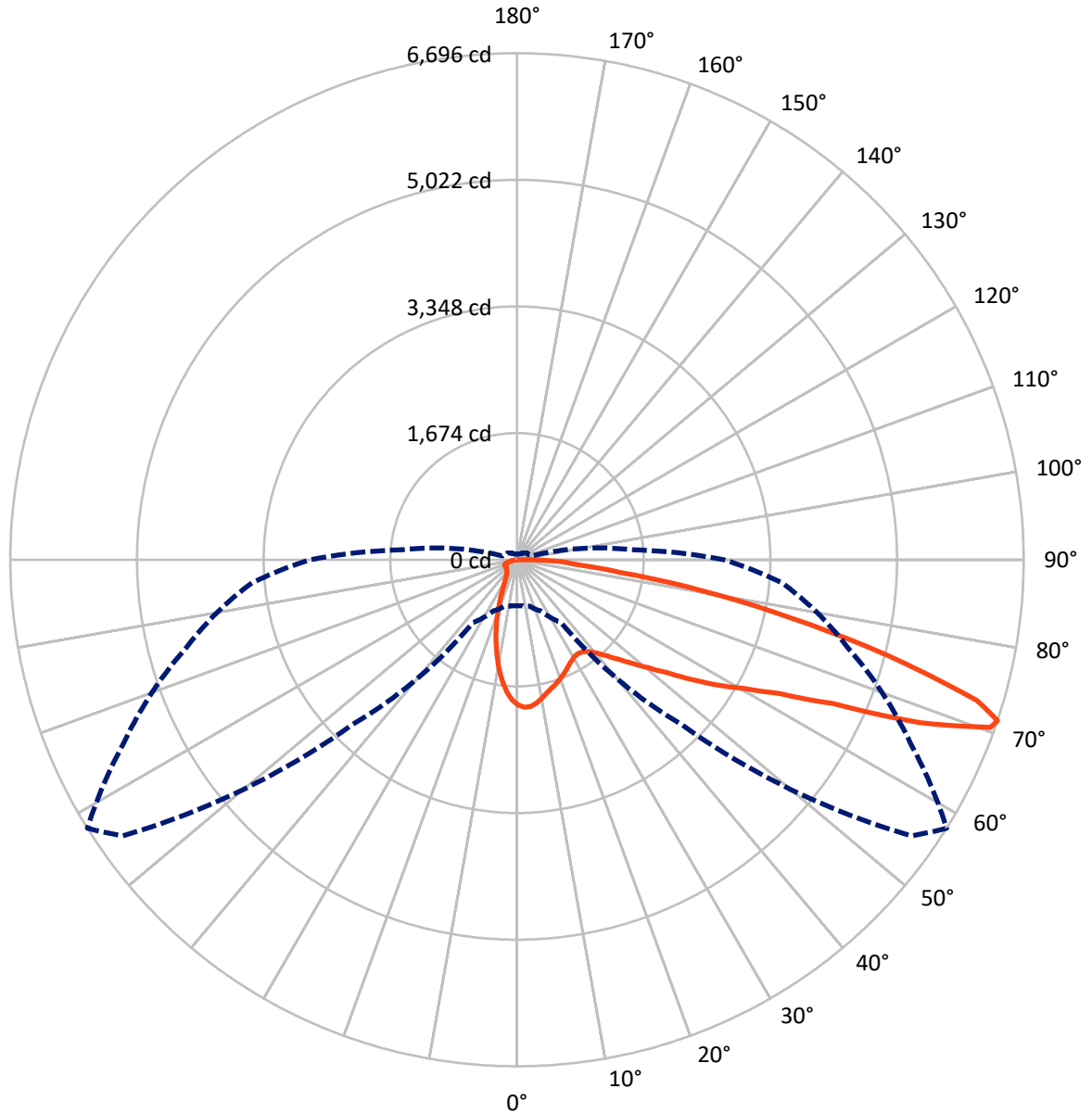
× Max cd
 - - - 1/2 Max cd



Based on 10 foot mounting height. Maximum calculated value = 19.2 fc
 Type III - Medium - N/A

REPORT NUMBER: P386107
CATALOG NUMBER: GWC-SA1D-727-U-SL3

Luminous Intensity Polar Plot



— Vertical Plane Through 58-Deg Lateral - - - Horizontal Cone Through 71-Deg Vertical



REPORT NUMBER: P386107

CATALOG NUMBER: GWC-SA1D-727-U-SL3

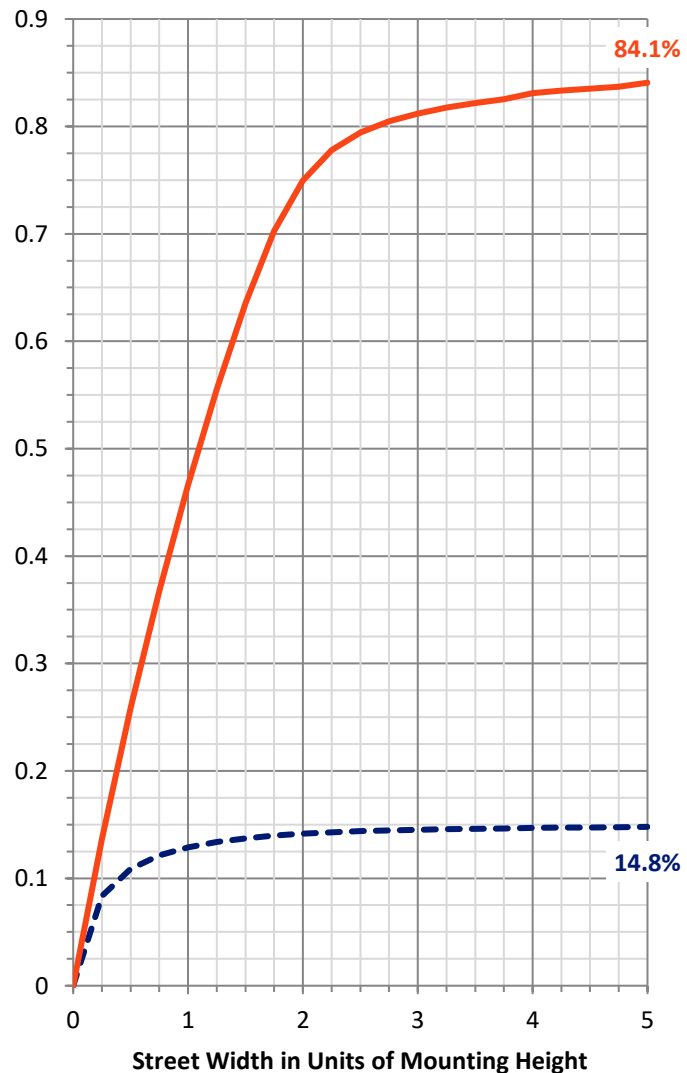
FLUX DISTRIBUTION:

		Downward	Upward	Total
House Side	Lumens	1036.1	0.0	1036.1
	% Fixture	15.0	0.0	15.0
Street Side	Lumens	5893.9	0.0	5893.9
	% Fixture	85.0	0.0	85.0
Total	Lumens	6930.0	0.0	6930.0
	% Fixture	100.0	0.0	100.0

ZONAL LUMENS:

Zone	Lumens	% Fixture
0°-10°	165.6	2.4
10°-20°	368.3	5.3
20°-30°	468.1	6.8
30°-40°	596.3	8.6
40°-50°	845.6	12.2
50°-60°	1308.5	18.9
60°-70°	1781.4	25.7
70°-80°	1188.4	17.1
80°-90°	207.8	3.0
90°-100°	0.0	0.0
100°-110°	0.0	0.0
110°-120°	0.0	0.0
120°-130°	0.0	0.0
130°-140°	0.0	0.0
140°-150°	0.0	0.0
150°-160°	0.0	0.0
160°-170°	0.0	0.0
170°-180°	0.0	0.0
0°-90°	6930.0	100.0
0°-180°	6930.0	100.0

Coefficient of Utilization



REPORT NUMBER: P386107

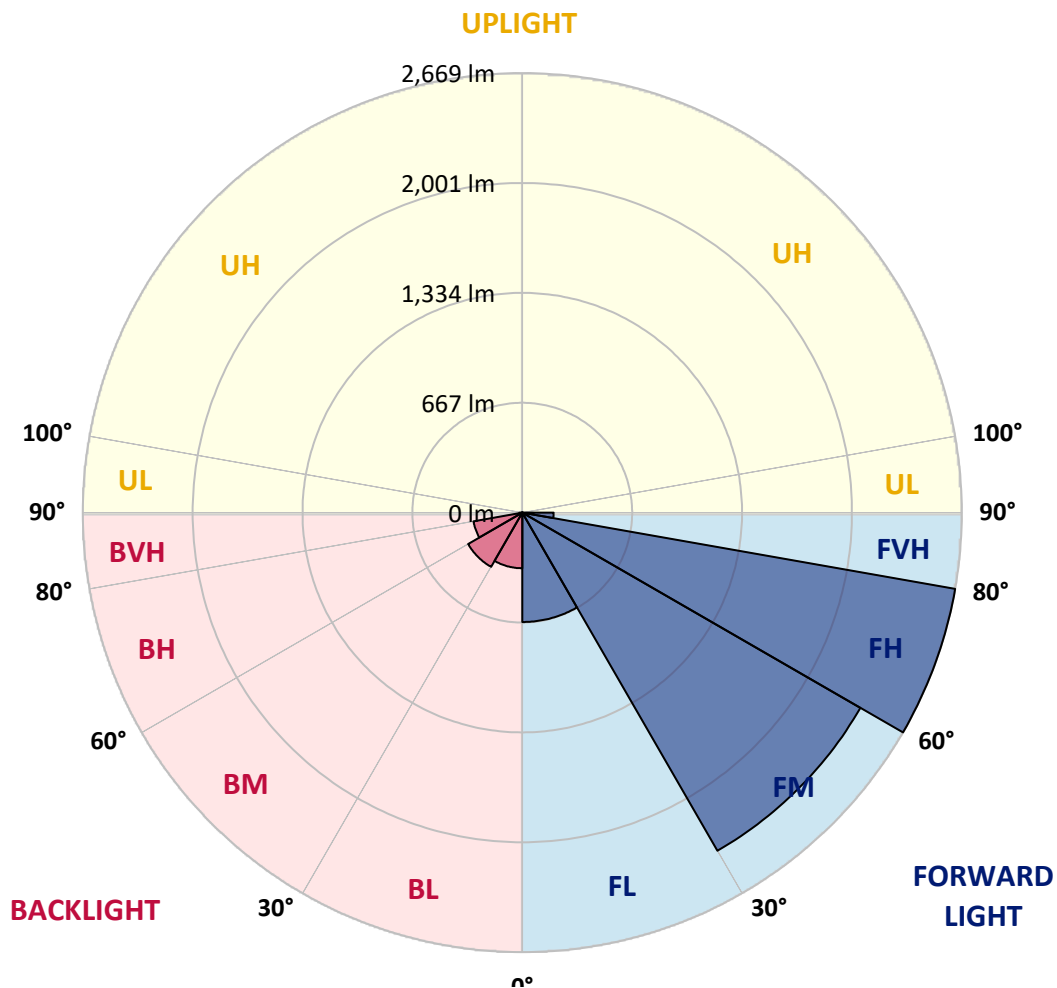
CATALOG NUMBER: GWC-SA1D-727-U-SL3

LUMINAIRE CLASSIFICATION SYSTEM LUMEN TABLE AND BUG RATING:

Zone	Lumens	% Fixture	Zone Rating/Lumen Limit		
			B	U	G
FL (0°-30°)	664.4	9.6			
FM (30°-60°)	2370.4	34.2			
FH (60°-80°)	2668.7	38.5			G2/5000
FVH (80°-90°)	190.5	2.7			G2/225
BL (0°-30°)	337.7	4.9	B1/500		
BM (30°-60°)	380.0	5.5	B1/1000		
BH (60°-80°)	301.1	4.3	B1/500		G1/500
BVH (80°-90°)	17.3	0.2			G1/100
UL (90°-100°)	0.0	0.0		U0/0	
UH (100°-180°)	0.0	0.0		U0/0	

BUG Rating: B1-U0-G2

Type III Medium





REPORT NUMBER: P386107

CATALOG NUMBER: GWC-SA1D-727-U-SL3

CANDELA DISTRIBUTION (FULL):

	0°	5°	15°	25°	35°	45°	55°	58°	65°	75°	85°
0°	1920.1	1920.1	1920.1	1920.1	1920.1	1920.1	1920.1	1920.1	1920.1	1920.1	1920.1
2.5°	1971.0	1968.4	1969.3	1967.4	1962.8	1958.2	1951.5	1952.7	1943.2	1929.2	1911.9
5°	1933.8	1932.9	1940.1	1944.2	1947.6	1944.9	1943.0	1945.4	1931.7	1912.3	1882.2
7.5°	1855.9	1845.2	1854.4	1868.2	1881.2	1891.1	1904.1	1905.8	1897.1	1876.9	1837.3
10°	1745.1	1734.9	1748.4	1769.9	1796.0	1819.7	1846.0	1850.8	1852.5	1834.1	1786.1
12.5°	1630.2	1622.4	1635.9	1666.1	1709.3	1745.8	1787.8	1795.0	1810.0	1797.7	1738.8
15°	1527.3	1524.4	1540.8	1570.5	1620.3	1676.0	1736.6	1749.9	1775.2	1771.1	1701.9
17.5°	1438.5	1437.8	1450.3	1481.5	1536.5	1607.0	1685.7	1708.1	1745.8	1750.6	1671.4
20°	1372.3	1370.9	1379.6	1402.5	1459.2	1539.1	1630.6	1661.5	1715.9	1732.7	1640.1
22.5°	1336.9	1336.6	1336.9	1347.7	1394.1	1468.4	1577.0	1614.7	1686.6	1718.5	1605.3
25°	1330.8	1330.1	1324.8	1323.6	1349.9	1409.3	1523.9	1565.5	1658.9	1708.6	1572.2
27.5°	1346.5	1347.5	1340.5	1329.1	1334.4	1370.4	1477.8	1522.3	1636.7	1706.7	1549.3
30°	1379.1	1378.6	1372.6	1360.8	1350.4	1355.9	1445.0	1489.4	1621.7	1715.1	1533.6
32.5°	1415.1	1417.7	1416.5	1410.0	1394.6	1372.3	1435.1	1478.6	1617.4	1735.4	1526.8
35°	1458.3	1461.2	1469.9	1474.9	1456.8	1421.1	1456.3	1494.0	1629.9	1773.5	1537.7
37.5°	1499.3	1506.8	1531.2	1552.7	1537.2	1497.4	1512.8	1539.6	1668.8	1833.7	1566.9
40°	1546.6	1553.1	1593.0	1638.6	1636.2	1594.9	1603.8	1621.7	1737.3	1919.8	1619.8
42.5°	1593.2	1606.3	1664.0	1728.6	1747.2	1710.8	1725.0	1734.4	1833.9	2034.0	1712.0
45°	1655.3	1669.3	1749.4	1827.4	1870.8	1850.3	1873.0	1876.6	1955.3	2189.5	1846.0
47.5°	1749.2	1765.1	1858.5	1940.4	2006.7	2008.9	2046.3	2044.9	2106.9	2367.4	2014.7
50°	1895.5	1918.4	1994.9	2071.4	2152.1	2197.0	2246.9	2239.9	2288.7	2556.9	2209.0
52.5°	2087.1	2097.7	2154.5	2211.0	2311.1	2411.8	2483.5	2477.2	2494.8	2751.7	2429.7
55°	2285.8	2293.8	2317.2	2348.1	2482.8	2646.9	2798.5	2788.6	2744.0	2954.0	2647.6
57.5°	2464.4	2480.6	2496.8	2509.6	2655.6	2892.7	3120.8	3121.5	3014.3	3172.2	2872.9
60°	2492.2	2506.4	2613.4	2714.3	2951.3	3220.5	3465.7	3458.5	3294.1	3409.0	3123.9
62.5°	2203.0	2235.1	2413.7	2682.2	3236.2	3820.1	3905.8	3896.9	3628.7	3700.9	3416.3
65°	1578.7	1615.2	1830.8	2234.1	3098.1	4480.8	4700.0	4579.8	4084.9	4059.8	3758.6
67.5°	910.8	919.5	1012.9	1336.9	2358.9	4515.3	5911.6	5743.3	4793.4	4467.1	3926.1
70°	673.5	673.3	695.5	822.7	1276.5	3685.2	6487.8	6638.7	5539.3	4601.0	3689.3
71°	609.0	609.8	634.6	748.8	1011.0	3084.6	6365.4	6695.6	5735.8	4534.9	3517.9
72.5°	520.9	523.3	557.9	671.6	850.4	2127.2	5838.2	6353.8	5829.0	4371.7	3249.7
75°	395.2	400.7	448.5	566.1	777.3	1078.8	4284.8	5073.7	5178.2	3857.5	2414.7
77.5°	282.0	288.2	342.3	476.0	738.9	813.0	2869.5	3700.9	3810.7	2472.1	1089.2
80°	178.2	185.6	226.4	378.8	694.3	772.0	1803.2	2487.6	2077.9	791.1	277.1
82.5°	104.5	110.3	140.5	247.4	567.0	743.5	1060.9	1378.9	808.7	239.0	126.0
85°	60.6	63.2	87.6	157.6	411.8	701.7	779.5	770.8	351.0	116.8	59.6
87.5°	28.2	31.4	51.9	82.3	228.6	508.6	616.0	532.3	218.2	54.8	28.0
90°	0.0	0.0	0.0	0.0	0.0	0.0	0.0	0.0	0.0	0.0	0.0



REPORT NUMBER: P386107
 CATALOG NUMBER: GWC-SA1D-727-U-SL3

CANDELA DISTRIBUTION (continued):

	90°	95°	105°	115°	125°	135°	145°	155°	165°	175°	180°
0°	1920.1	1920.1	1920.1	1920.1	1920.1	1920.1	1920.1	1920.1	1920.1	1920.1	1920.1
2.5°	1903.4	1899.3	1882.2	1867.0	1851.0	1830.3	1807.3	1804.4	1790.4	1793.1	1788.3
5°	1865.8	1855.4	1814.1	1776.7	1732.5	1692.9	1649.9	1630.2	1601.7	1599.7	1592.5
7.5°	1811.9	1792.6	1728.6	1657.7	1586.7	1519.1	1452.2	1408.3	1363.4	1344.3	1342.7
10°	1751.3	1718.5	1624.4	1519.4	1417.0	1318.3	1222.7	1151.9	1088.2	1058.0	1056.8
12.5°	1693.9	1645.4	1516.2	1373.3	1233.3	1105.4	974.3	881.3	801.4	774.6	763.3
15°	1645.1	1576.8	1411.0	1228.2	1058.3	880.6	731.4	633.7	559.8	534.2	529.4
17.5°	1597.8	1509.9	1303.1	1081.7	876.3	681.0	531.6	458.9	419.5	409.2	408.9
20°	1550.7	1441.1	1190.3	931.8	700.3	509.3	408.7	376.1	362.8	361.6	359.7
22.5°	1497.4	1368.2	1071.8	781.4	546.5	400.5	347.4	334.3	332.6	337.0	337.0
25°	1447.4	1295.8	951.6	634.2	425.1	334.1	310.2	307.5	312.1	319.9	320.6
27.5°	1400.8	1226.1	834.3	503.3	340.6	294.3	284.4	287.5	295.7	304.6	304.9
30°	1362.4	1160.2	720.3	396.6	287.7	264.6	262.9	269.2	278.1	285.1	286.8
32.5°	1332.8	1103.9	610.3	318.9	253.2	242.4	243.8	249.1	254.7	258.5	261.2
35°	1319.0	1055.6	508.6	268.9	231.3	225.2	227.2	230.1	232.5	235.4	237.5
37.5°	1321.4	1018.2	417.9	237.8	216.5	213.4	213.4	213.4	213.4	214.8	215.1
40°	1343.9	996.7	344.0	218.0	206.6	203.3	200.6	198.2	196.3	197.2	196.7
42.5°	1401.3	994.8	289.9	205.4	198.7	193.1	187.8	184.4	182.0	183.0	183.5
45°	1498.8	1018.9	253.5	196.5	191.2	182.7	176.0	172.4	170.7	173.8	174.3
47.5°	1625.1	1071.6	231.3	190.0	184.2	173.1	165.8	162.5	162.9	167.5	168.7
50°	1787.8	1157.0	220.6	185.9	179.4	164.9	157.4	154.5	155.9	162.5	163.9
52.5°	1966.4	1280.1	221.8	184.7	176.2	158.8	150.9	147.5	149.9	155.9	157.1
55°	2172.6	1428.1	241.9	186.4	171.6	155.0	145.6	139.8	141.7	147.3	148.2
57.5°	2401.7	1597.6	282.2	185.9	165.8	151.4	140.0	131.3	132.8	136.1	137.1
60°	2640.2	1802.3	344.7	187.3	163.2	147.0	132.5	121.7	121.2	124.1	124.6
62.5°	2926.5	2039.1	416.2	188.3	164.9	141.5	122.6	112.0	110.6	111.3	111.8
65°	3221.4	2210.5	389.4	184.4	170.2	136.9	113.9	102.6	99.9	99.5	99.7
67.5°	3230.6	2026.8	273.0	176.7	172.4	134.5	107.4	94.6	90.3	88.6	88.4
70°	2897.2	1646.6	212.7	168.5	163.7	130.6	101.4	88.1	81.6	78.9	78.7
71°	2734.5	1515.7	201.6	164.4	157.1	126.7	98.7	85.2	78.5	75.6	75.1
72.5°	2479.4	1358.8	188.0	157.9	144.6	116.8	93.7	81.1	74.1	70.7	70.0
75°	1779.3	888.6	161.5	140.7	119.7	93.2	82.1	72.9	66.9	62.8	62.3
77.5°	685.6	353.6	122.1	117.1	91.7	72.9	67.6	63.0	58.7	54.6	54.3
80°	211.9	158.1	89.1	88.1	66.4	54.3	52.6	51.4	49.7	45.4	44.4
82.5°	113.2	90.8	61.3	57.0	43.5	36.2	38.1	38.6	38.9	34.3	33.8
85°	54.1	48.0	34.5	32.3	25.3	20.3	23.4	25.3	25.6	21.0	19.6
87.5°	25.8	25.1	16.2	12.3	9.4	6.8	8.2	10.1	11.1	8.0	7.0
90°	0.0	0.0	0.0	0.0	0.0	0.0	0.0	0.0	0.0	0.0	0.0

Signify Classified - Internal
Cooper Lighting Solutions Photometric Lab
1121 Highway 74 South
Peachtree City, GA 30269

Scaled Data Report



Report Generated By 670245982

Signify Classified - Internal
Cooper Lighting Solutions Photometric Lab
1121 Highway 74 South
Peachtree City, GA 30269

Scaled Data Report



Signify Classified - Internal
Cooper Lighting Solutions Photometric Lab
1121 Highway 74 South
Peachtree City, GA 30269

Scaled Data Report



Signify Classified - Internal
Cooper Lighting Solutions Photometric Lab
1121 Highway 74 South
Peachtree City, GA 30269

Scaled Data Report



Signify Classified - Internal
Cooper Lighting Solutions Photometric Lab
1121 Highway 74 South
Peachtree City, GA 30269

Scaled Data Report



--- HS — SS

Signify Classified - Internal
Cooper Lighting Solutions Photometric Lab
1121 Highway 74 South
Peachtree City, GA 30269

Scaled Data Report



u

Signify Classified - Internal
Cooper Lighting Solutions Photometric Lab
1121 Highway 74 South
Peachtree City, GA 30269

Scaled Data Report



Signify Classified - Internal
Cooper Lighting Solutions Photometric Lab
1121 Highway 74 South
Peachtree City, GA 30269

Scaled Data Report



(END OF REPORT)